




**Concord Drugs Limited**  
Survey No 249 , Brahmanapally Village Hayathnagar Mandal RR District, Pin - 501511, Telangana

Statement of assets and Liabilities un audited ( standalone and Consolidated) for the Six Months period ended 30th September 2024  
(Rs In lakhs)

Particulars	Note	Standalone		Consolidated	
		As At 30th September, 2024	As At March 31, 2024	As At 30th September, 2024	As At March 31, 2024
<b>ASSETS</b>					
<b>Non-current assets</b>					
(a) Property, plant and equipment	3	1,035.84	1,098.64	1,040.17	1,103.62
(b) Capital Work-in Progress	3	178.34	163.05	178.34	163.05
(b) Investment property	3	63.95	63.95	63.95	63.95
(e) Goodwill	4	-	-	-	-
<b>Financial assets</b>					
(a) Investments	4	161.50	161.50	83.64	84.06
(b) Loans & Advances	4	4.46	4.46	4.46	4.46
Other Non current assets	5	-	-	-	-
<b>Total Non - Current Assets</b>		<b>1,444.09</b>	<b>1,491.61</b>	<b>1,370.56</b>	<b>1,419.14</b>
<b>Current Assets</b>					
Inventories	7	1,828.13	1,849.93	2,435.77	2,292.31
<b>Financial assets</b>					
(a) Investments		-	-	-	-
(b) Trade receivables	6	3,016.21	2,106.95	3,297.69	1,982.67
(c) Cash and cash equivalents	8	2.25	13.71	2.25	14.54
(d) Bank balances other than (c) above	8	3.10	3.10	3.10	3.10
(e) Other Current Financial Assets	9	6.15	4.69	24.44	4.69
Other current assets	10	192.55	159.84	192.55	164.20
<b>Total Current assets</b>		<b>5,048.38</b>	<b>4,138.21</b>	<b>5,955.79</b>	<b>4,461.50</b>
<b>Total Assets</b>		<b>6,492.46</b>	<b>5,629.82</b>	<b>7,326.36</b>	<b>5,880.64</b>
<b>EQUITY AND LIABILITIES</b>					
<b>Equity</b>					
Equity share capital	11	1,000.00	1,000.00	1,000.00	1,000.00
Other equity	12	2,388.37	2,381.78	2,388.44	2,381.78
<b>Total Equity</b>		<b>3,388.37</b>	<b>3,381.78</b>	<b>3,388.44</b>	<b>3,381.78</b>
<b>Non-current liabilities</b>					
<b>Financial Liabilities</b>					
(a) Borrowings	13	264.12	2.67	313.12	64.54
(b) Trade payables		-	-	-	-
Deferred tax liabilities, net	14	46.28	48.15	45.46	47.33
Provisions	15	252.88	252.88	252.88	252.88
Government Grants	13	-	-	-	-
<b>Total Non-current liabilities</b>		<b>563.27</b>	<b>303.70</b>	<b>611.46</b>	<b>364.76</b>
<b>Current liabilities</b>					
<b>Financial liabilities</b>					
(a) Borrowings	16	1,396.84	1,398.13	1,596.25	1,594.87
(b) Trade payables	17	1,052.01	354.67	1,634.12	343.75
(c) Other Current financial liabilities	18	-	92.46	-	92.46
Current tax liabilities, net	15	25.53	20.24	27.79	22.34
Other current liabilities	19	66.45	78.85	68.30	80.70
<b>Total Current liabilities</b>		<b>2,540.82</b>	<b>1,944.34</b>	<b>3,326.46</b>	<b>2,134.10</b>
<b>Total liabilities</b>		<b>3,104.09</b>	<b>2,248.04</b>	<b>3,937.92</b>	<b>2,498.86</b>
<b>Total Equity and liabilities</b>		<b>6,492.46</b>	<b>5,629.82</b>	<b>7,326.36</b>	<b>5,880.64</b>

Place: Hyderabad  
Date: 13.11.2024

By Order of the Board  
For Concord Drugs Limited  
S. N. S.  
Managing Director  
DIN: 01764665



**Concord Drugs Limited**  
 Survey No 249 , Brahmanapally Village Hayathnagar Mandal RR District, Pin - 501511, Telangana  
 Statement of standalone assets and Liabilities ( un audited ) Six Months period ended 30th  
 September 2024

(Rs in Lakhs)

Particulars	Note	As At 30th September, 2024	As At March 31, 2024
<b>ASSETS</b>			
<b>Non-current assets</b>			
(a) Property, plant and equipment	3	1,035.84	1,098.64
(b) Capital Work-in Progress	3	178.34	163.05
(b) Investment property	3	63.95	63.95
<b>Financial assets</b>			
( a ) Investments	4	161.50	161.50
(b) Loans & Advances	4	4.46	4.46
Other Non current assets	5		
<b>Total Non - Current Assets</b>		<b>1,444.09</b>	<b>1,491.61</b>
<b>Current Assets</b>			
Inventories	7	1,828.13	1,849.93
<b>Financial assets</b>			
(a) Investments	6	3,016.21	2,106.95
(b) Trade receivables	8	2.25	13.71
(c) Cash and cash equivalents	8	3.10	3.10
(d) Bank balances other than (c) above	9	6.15	4.69
(e) Other Current Financial Assets	10	192.55	159.84
Other current assets			
<b>Total Current assets</b>		<b>5,048.38</b>	<b>4,138.21</b>
<b>Total Assets</b>		<b>6,492.46</b>	<b>5,629.82</b>
<b>EQUITY AND LIABILITIES</b>			
<b>Equity</b>			
Equity share capital	11	1,000.00	1,000.00
Other equity	12	2,388.37	2,381.78
<b>Total Equity</b>		<b>3,388.37</b>	<b>3,381.78</b>
<b>Non-current liabilities</b>			
<b>Financial Liabilities</b>			
(a) Borrowings	13	264.12	2.67
(b) Trade payables			
Deferred tax liabilities, net	14	46.28	48.15
Provisions	15	252.88	252.88
Government Grants	13		
<b>Total Non-current liabilities</b>		<b>563.27</b>	<b>303.70</b>
<b>Current liabilities</b>			
<b>Financial liabilities</b>			
(a) Borrowings	16	1,396.84	1,398.13
(b) Trade payables	17	1,052.01	354.67
(c) Other Current financial liabilities	18		92.46
Current tax liabilities, net	15	25.53	20.24
Other current liabilities	19	66.45	78.85
<b>Total Current liabilities</b>		<b>2,540.82</b>	<b>1,944.34</b>
<b>Total liabilities</b>		<b>3,104.09</b>	<b>2,248.04</b>
<b>Total Equity and liabilities</b>		<b>6,492.46</b>	<b>5,629.82</b>

By Order of the Board  
 For Concord Drugs Limited

S. N. Sanyal  
 Managing Director  
 DIN: 01764665



Place: Hyderabad  
 Date: 13.11.2024

**Concord Drugs Limited**  
 Survey No 249 , Brahmanapally Village Hayathnagar Mandal RR District, Pin - 501511, Telangana  
 Un Audited Statement Of Consolidated Profit and Loss for the Six Months period ended 30th September 2024

(Amount in Lakhs)

	Particulars	Note	Standalone		Consolidated	
			As At 30th September, 2024	As At March 31, 2024	As At 30th September, 2024	As at March 31, 2024
I	Revenue from Operations					
	a. Net sales from Operations	20	1,819.42	4,326.07	2,405.35	4,492.45
II	Other Income	21	0.96	0.93	0.96	0.93
III	Total Revenue (I+II)		<b>1,820.38</b>	<b>4,327.00</b>	<b>2,406.31</b>	<b>4,493.38</b>
IV	Expenses					
	a. Cost of Material Consumed	22	1,366.98	3,370.81	2,043.64	3,365.90
	b. Changes in Inventories of finished goods, work-in-progress and stock-in-trade	23	39.19	-40.49	-126.06	-40.49
	c. Employees Benefit Expenses	24	191.31	495.04	239.20	607.63
	d. Finance Costs	25	75.78	158.98	91.87	186.76
	e. Depreciation and Amortisation expense	3	67.63	153.82	68.27	155.54
	f. Other expenses	26	69.49	132.99	78.74	155.15
	Total Expenses		<b>1,810.37</b>	<b>4,271.16</b>	<b>2,395.65</b>	<b>4,430.48</b>
	Profit/ (Loss) before Exceptional Item and tax (III-IV)		10.01	55.84	10.66	62.90
V	Exceptional Items		-	-	-	-
VI	Profit/ (Loss) before tax (V+VI)		10.01	55.84	10.66	62.90
VII	Tax Expense:					
	a. Current tax		3.42	13.90	3.58	15.66
	b. Deferred tax charge/credit		5.29	20.24	5.46	22.01
IX	Profit/ (Loss) for the period (VII-VIII)		-1.87	-6.34	-1.87	-6.36
X	Other Comprehensive Income		6.59	41.94	7.07	47.24
	Items that will not be reclassified to profit or loss		-	-	-	-
	Total Comprehensive Income for the period (comprising profit and other comprehensive income for the period) (IX+X)		6.59	41.94	7.07	47.24
XI	Paid-up equity share capital (Face value of the share- Rs. 10 each)		1,000.00	1,000.00	1,000.00	1,000.00
XII	Earnings per share (of Rs. 10 each)					
	a. Basic (in Rs)		0.07	0.42	0.07	0.47
	b. Diluted (in Rs)		0.07	0.42	0.07	0.47

By Order of the Board  
 For Concord Drugs Limited

S. N. A. Rao  
 Managing Director  
 DIN: 01764665

Place: Hyderabad  
 Date: 13.11.2024



**Concord Drugs Limited**  
 Survey No 249 , Brahmanapally Village Hayathnagar Manadal RR District, Pin - 501511, Telangana  
 Un Audited Statement Of Standalone Profit and Loss for the Six Months period ended 30th September 2024

(Rs in Lakhs)

	Particulars	Note	As At 30th September, 2024	As at March 31, 2024
I	Revenue from Operations			
	a. Net sales from Operations	20	1,819.42	4,326.07
II	Other income	21	0.96	0.93
III	Total Revenue (I+II)		1,820.38	4,327.00
IV	Expenses			
	a. Cost of Material Consumed	22	1,366.98	3,370.81
	b. Changes in Inventories of finished goods, work-in-progress and stock-in-trade	23	39.19	-40.49
	c. Employees Benefit Expenses	24	191.31	495.04
	d. Finance Costs	25	75.78	158.98
	e. Depreciation and Amortisation expense	3	67.63	153.82
	f. Other expenses	26	69.49	132.99
	Total Expenses		1,810.37	4,271.16
	Profit/ (Loss) before Exceptional item and tax (III-IV)		10.01	55.84
V	Exceptional Items		-	-
VI	Profit/ (Loss) before tax (V+VI)		10.01	55.84
VII	Tax Expense:			
	a. Current tax		3.42	13.90
	b. Deferred tax charge/credit		5.29	20.24
VIII	Profit/ (Loss) for the period (VII-VIII)		-1.87	-6.34
IX	Other Comprehensive Income		6.59	41.94
X	Items that will not be reclassified to profit or loss		-	-
	Total Comprehensive Income for the period (comprising profit and other comprehensive income for the period) (IX+X)		6.59	41.94
XI	Paid-up equity share capital (Face value of the share- Rs. 10 each)		1,000.00	1,000.00
XII	Earnings per share (of Rs. 10 each)			
XIII	a. Basic (in Rs)		0.07	0.42
	b. Diluted (in Rs)		0.07	0.42

By Order of the Board  
 For Concord Drugs Limited

*S. N. Sanyal*  
 Managing Director

DIN: 01764665



Place: Hyderabad  
 Date: 13.11.2024



**STATEMENT OF UN-AUDITED Consolidated FINANCIAL RESULTS FOR THE QUARTER ENDED 30TH SEPTEMBER 2024**

PARTICULARS	Quarterly ended				Half Year ended		[Rs. in Lakhs]
	30-09-2024	30-06-2024	30-09-2023	30-09-2023	30-09-2023	31-03-2024	
	(Un Audited)	(Un Audited)	(Un Audited)	(Un Audited)	(Un Audited)	(Audited)	
<b>I</b>							
Revenue from Operations							
a. Net sales from Operations	1,236.07	1,169.29	751.67	2,403.64	1,649.83	4,492.45	
b. Other Operating Income	0.96	0.00	0.81	0.96	0.81	0.93	
Other Income							
<b>Total Revenue (I+II)</b>	<b>1,237.02</b>	<b>1,169.29</b>	<b>752.48</b>	<b>2,406.31</b>	<b>1,650.65</b>	<b>4,493.30</b>	
<b>Expenses</b>							
a. Cost of Material Consumed	1,176.65	866.98	488.06	2,043.64	1,086.51	3,365.90	
b. Changes in Inventories of finished goods, work-in-progress and stock-in-trade	-161.22	35.16	-78.94	-126.06	-96.48	-40.49	
c. Employees Benefit Expenses	93.39	145.81	146.33	239.20	284.64	607.63	
d. Finance Costs	46.59	45.28	42.65	91.87	86.71	186.76	
e. Depreciation and Amortisation expense	34.41	33.86	38.83	68.27	77.17	155.54	
f. Other expenses	40.63	38.11	35.73	78.74	70.78	155.15	
<b>Total Expenses</b>	<b>1,230.45</b>	<b>1,165.20</b>	<b>672.68</b>	<b>2,395.65</b>	<b>1,507.33</b>	<b>4,430.48</b>	
<b>Profit/ (Loss) before Exceptional item and tax (III-IV)</b>	<b>6.57</b>	<b>4.08</b>	<b>79.80</b>	<b>10.66</b>	<b>143.31</b>	<b>62.90</b>	
<b>Exceptional Items</b>							
<b>Profit/ (Loss) before tax (V-VI)</b>	<b>6.57</b>	<b>4.08</b>	<b>79.80</b>	<b>10.66</b>	<b>143.31</b>	<b>62.90</b>	
<b>Tax Expense:</b>							
a. Current tax	2.23	1.35	23.62	3.58	38.07	15.66	
b. Deferred tax charge/credit	2.63	2.83	24.72	5.46	42.37	22.01	
<b>Profit/ (Loss) for the period (VII-VIII)</b>	<b>-0.40</b>	<b>-1.47</b>	<b>-1.10</b>	<b>-1.87</b>	<b>-4.30</b>	<b>-6.36</b>	
<b>Other Comprehensive Income</b>							
Items that will not be reclassified to profit or loss	4.34	2.73	56.18	7.07	105.24	47.24	
<b>Total Comprehensive Income for the period (comprising profit and other comprehensive income for the period) (IX+X)</b>	<b>3.94</b>	<b>1.26</b>	<b>55.08</b>	<b>5.20</b>	<b>100.94</b>	<b>40.88</b>	
<b>Paid up Capital</b>							
(Face value of the share- Rs. 10 each)	1,000.00	1,000.00	931.55	1,000.00	931.55	1,000.00	
<b>Other Equity</b>							
<b>Earnings per share (of Rs. 10 each)</b>							
a. Basic (In Rs)	2,388.37	2,392.95	2,302.52	2,388.37	2,382.52	2,381.78	
b. Diluted (In Rs)	0.04	0.03	0.60	0.07	1.13	0.47	
	0.04	0.03	0.60	0.07	1.13	0.47	

**Notes:**

1 The financial results of the company have been prepared in accordance with the Indian Accounting Standards (Ind AS) prescribed under section 133 of the Companies Act, 2013, read with the relevant rules issued there under.

2 The above standalone financial results as reviewed by the audit committee have been approved by Board of Directors at its meeting held on 13th November, 2024

3 Figures of the corresponding previous periods are regrouped and reclassified wherever considered necessary to correspond with current period's presentation.

4 The results are also available on the website of the Company [www.concorddrugs.in](http://www.concorddrugs.in)

Place: Hyderabad  
 Date: 13.11.2024

By Order of the Board  
 For Concord Drugs Limited  
 Managing Director  
 DIN: 01.76.665

**STATEMENT OF UN AUDITED STANDALONE FINANCIAL RESULTS FOR THE QUARTER ENDED 30th September 2024**

PARTICULARS	Quarterly ended				half year ended		(Rs. in Lakhs)
	30-09-2024 (un Audited)	30-06-2024 (un Audited)	30-09-2023 (un Audited)	30-09-2024 (un Audited)	30-09-2023 (un Audited)	31-03-2024 (Audited)	
<b>I Revenue from Operations</b>							
a. Net sales from Operations	1,184.11	635.32	738.23	1,819.42	1,617.07	4,326.07	
b. Other Operating Income	0.96	0.00	0.81	0.96	0.81	0.93	
<b>Other Income</b>							
<b>Total Revenue (+/-)</b>	<b>1,185.06</b>	<b>635.32</b>	<b>739.04</b>	<b>1,820.38</b>	<b>1,617.88</b>	<b>4,327.00</b>	
<b>IV Expenses</b>							
a. Cost of Material Consumed	979.05	387.92	473.67	1,366.98	1,047.86	3,370.81	
b. Changes in Inventories of finished goods, work-in-progress and stock-in-trade	4.03	35.16	-44.95	39.19	-32.73	-40.49	
c. Employees Benefit Expenses	86.12	105.19	127.83	191.31	249.32	495.05	
d. Finance Costs	38.75	37.03	39.03	75.78	78.07	158.98	
e. Depreciation and Amortisation expense	34.09	33.54	38.41	67.63	76.32	153.82	
f. Other expenses	35.65	33.83	28.31	69.49	59.81	132.99	
<b>Total Expenses</b>	<b>1,177.69</b>	<b>632.68</b>	<b>662.81</b>	<b>1,810.37</b>	<b>1,478.66</b>	<b>4,271.16</b>	
<b>Profit/ (Loss) before Exceptional Item and tax (III-IV)</b>	<b>7.37</b>	<b>2.64</b>	<b>76.24</b>	<b>10.01</b>	<b>139.23</b>	<b>55.84</b>	
<b>Exceptional Items</b>							
<b>Profit/ (Loss) before tax (V-VI)</b>	<b>7.37</b>	<b>2.64</b>	<b>76.24</b>	<b>10.01</b>	<b>139.23</b>	<b>55.84</b>	
<b>Tax Expense:</b>							
a. Current tax	1.96	1.47	23.61	3.42	37.94	13.90	
b. Deferred tax charge/credit	2.90	2.39	24.72	5.29	42.24	20.24	
<b>Profit/ (Loss) for the period (VII-VIII)</b>	<b>-0.95</b>	<b>-0.92</b>	<b>-1.11</b>	<b>-1.87</b>	<b>-4.30</b>	<b>-6.34</b>	
<b>Other Comprehensive Income</b>	<b>5.42</b>	<b>1.17</b>	<b>52.62</b>	<b>6.59</b>	<b>101.28</b>	<b>41.94</b>	
Items that will not be reclassified to profit or loss							
<b>Total Comprehensive Income for the period (comprising profit and other comprehensive income for the period) (IX+X)</b>	<b>5.42</b>	<b>1.17</b>	<b>52.62</b>	<b>6.59</b>	<b>101.28</b>	<b>41.94</b>	
<b>XI Paid up Capital</b>	<b>1,000.00</b>	<b>1,000.00</b>	<b>931.55</b>	<b>1,000.00</b>	<b>931.55</b>	<b>1,000.00</b>	
(Face value of the share- Rs. 10 each)							
<b>Other Equity</b>	<b>2,388.37</b>	<b>2,382.95</b>	<b>2,382.52</b>	<b>2,388.37</b>	<b>2,382.52</b>	<b>2,381.78</b>	
<b>Earnings per share (of Rs. 10 each)</b>							
a. Basic (In Rs)	0.05	0.01	0.56	0.07	1.09	0.42	
b. Diluted (In Rs)	0.05	0.01	0.56	0.07	1.09	0.42	

**Notes:**

1 The financial results of the company have been prepared in accordance with the Indian Accounting Standards (Ind AS) prescribed under section 133 of the Companies Act, 2013, read with the relevant rules issued there under.

2 The above standalone financial results as reviewed by the audit committee have been approved by Board of Directors at its meeting held on 13.11.2024

3 Figures of the corresponding previous periods are regrouped and reclassified wherever considered necessary to correspond with current period's presentation.

4 The results are also available on the website of the Company [www.concorddrugs.in](http://www.concorddrugs.in)



By Order of the Board  
For Concord Drugs Limited

*S. N. Rao*  
Managing Director  
DIN: 01764665

Place: Hyderabad  
Date: 13.11.2024

**Concord Drugs Limited**  
 Survey No 249 , Brahmanapally Village Hayathnagar Manadal RR District, Pin - 501511, Telangana  
 Statement un Audited Consolidated Cash flow for the Six Months period ended 30th September2024

Particulars	(Amount in Lakhs)	
	As At September 30, 2024	As at March 31, 2024
<b>A. CASH FLOW FROM OPERATING ACTIVITIES</b>		
Profit Before Tax		
<u>Adjustments for:</u>		
<u>Profit on sale of ASSETS</u>		
Depreciation and amortisation expense		
Finance costs	68.27	155.54
Interest income	91.87	186.76
Provision for Gratuity	-0.96	-0.93
<b>Operating profit before working capital changes</b>	<b>159.18</b>	<b>341.37</b>
<u>Changes in working capital:</u> (Refer Note 4D)	<b>169.84</b>	<b>404.26</b>
<u>Adjustments for (increase) / decrease in operating assets:</u>		
<b>Financial Assets</b>		
Trade receivables	-1,315.02	-401.66
Loans and Advances		-0.73
Other Non Current assets		
Inventories	-143.46	-285.84
Other Current assets	-28.35	570.00
Other bank balances	-	-1.00
Other Current financial Assets	-19.76	9.35
<u>Adjustments for increase / (decrease) in operating liabilities:</u>		
Trade payables		
Borrowings	1,290.37	-183.47
Other current financial liabilities		
Other current liabilities	-92.46	9.71
Current tax liabilities, net	-12.40	-10.09
Provisions	5.46	-15.79
Deferred tax on amalgamation	-	6.50
<b>Cash generated from operations</b>		
Net income tax paid	-145.77	101.24
<b>Net cash flow from operating activities (A)</b>	<b>-5.46</b>	<b>-22.01</b>
	<b>-151.23</b>	<b>79.23</b>
<b>B. CASH FLOW FROM INVESTING ACTIVITIES</b>		
Capital expenditure on fixed assets, including capital advances (Refer Note (iii) below)	-20.11	-101.79
Proceeds from maturity of fixed deposits		
Investment		
- Subsidiaries		
- Others		
<b>Net cash (used in) / flow from Investing activities (B)</b>	<b>0.96</b>	<b>0.93</b>
	<b>-19.15</b>	<b>-100.86</b>
<b>C. CASH FLOW FROM FINANCING ACTIVITIES</b>		
Proceeds from issue of equity shares		
Finance costs		68.45
Repayment of Borrowings	-91.87	-186.76
Repayment of short term Borrowings	248.57	-126.58
Govt Grants	1.38	172.26
Other equity Adjustment		
<b>Net cash flow (used in) financing activities (C)</b>		<b>100.97</b>
	<b>158.08</b>	<b>28.34</b>
<b>Net (decrease) in Cash and cash equivalents (A+B+C)</b>	<b>-12.29</b>	<b>6.71</b>
Cash and cash equivalents at the beginning of the year	14.54	7.84
Effect of exchange differences on translation of foreign currency Cash and cash equivalents		
<b>Cash and cash equivalents at the end of the year (Refer Note (I) below)</b>	<b>2.25</b>	<b>14.54</b>
* Comprises:		
Balances with Banks		13.71
Others	2.25	0.83
	<b>2.25</b>	<b>14.54</b>

Place: Hyderabad  
 Date: 13.11.2024

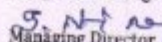
By Order of the Board  
 For Concord Drugs Limited  
 S. N. Ramesh  
 Managing Director  
 DIN: 01764665



**Concord Drugs Limited**  
 Survey No 249 , Brahmanapally Village Hayathnagar Manadal RR District, Pin - 501511, Telangana  
 Statement Audited Standalone Cash flow for the Six Months period ended 30th September 2024

Particulars	(Rs In Lakhs)	
	As at September 30, 2024	As at March 31, 2024
<b>A. CASH FLOW FROM OPERATING ACTIVITIES</b>		
Profit Before Tax		55.84
<u>Adjustments for:</u>	10.01	
<u>Profit on sale of ASSETS</u>		
Depreciation and amortisation expense	67.63	153.82
Finance costs	75.78	158.98
Interest Income	-0.96	-0.93
Provision for Gratuity		
Operating profit before working capital changes	142.45	311.88
<u>Changes in working capital:</u> (Refer Note 40)	152.46	367.71
<u>Adjustments for (increase) / decrease in operating assets:</u>		
<b>Financial Assets</b>		
Trade receivables	-909.26	-471.53
Loans and Advances	-	-0.73
Other Non Current assets		
Inventories	21.80	-99.53
Other Current assets	-32.70	571.14
Other bank balances	-	-1.00
Other Current financial Assets	-1.46	9.35
<u>Adjustments for increase / (decrease) in operating liabilities:</u>		
Trade payables	697.34	-159.86
Borrowings		
Other current financial liabilities	-92.46	9.71
Other current liabilities	-12.40	-1.01
Current tax liabilities, net	5.29	-14.53
Provisions		
Deferred tax on amalgamation	-	6.50
Cash generated from operations		
Net income tax paid	-171.39	216.22
<b>Net cash flow from operating activities (A)</b>	-5.29	-20.24
	-176.68	195.99
<b>B. CASH FLOW FROM INVESTING ACTIVITIES</b>		
Capital expenditure on fixed assets, including capital advances (Refer Note (iii) below)	-20.11	-101.79
Proceeds from maturity of fixed deposits		
Investment		
- Subsidiaries	-	-20.00
- Others	0.96	0.93
<b>Net cash (used in) / flow from investing activities (B)</b>	-19.15	-120.86
<b>C. CASH FLOW FROM FINANCING ACTIVITIES</b>		
Proceeds from issue of equity shares		
Finance costs		68.45
Repayment of Borrowings	-75.78	-158.98
Repayment of short term Borrowings	261.44	-99.03
Govt Grants	-1.29	19.66
Other equity Adjustment		
<b>Net cash flow (used in) financing activities (C)</b>	184.37	-68.94
<b>Net (decrease) in Cash and cash equivalents (A+B+C)</b>	-11.46	6.19
Cash and cash equivalents at the beginning of the year	13.71	7.52
Effect of exchange differences on translation of foreign currency Cash and cash equivalents	-	-
<b>Cash and cash equivalents at the end of the year (Refer Note (i) below)</b>	2.25	13.71
* Comprises:		
Balances with Banks		0.00
Others	2.25	7.52
	2.25	7.52

Place: Hyderabad  
 Date: 13.11.2024

By Order of the Board  
 For Concord Drugs Limited  
  
 Managing Director  
 DIN: 01764665





# PUNDARIKASHYAM AND ASSOCIATES

## CHARTERED ACCOUNTANTS

# 1-8-435/436, 2nd Floor, Durga Towers, Beside Rasoolpura Metro Station, Begumpet,  
Hyderabad, Telangana - 500016. Cell : 9440464339, Ph : 040-35175033

E-mail : info@pkas.in / infoong@pkas.in


GSTIN : 36AAJFP6218J1ZY

- Branches :
1. Door No. 76-14-243/1A, Vasavi Kalyana Mandapam Road, Sivalayam Centre, Bhavani Puram, Vijayawada - 12.
  2. 7-310, Shop No. 204, Padma Towers, South Bypass Road, Ongole, 523001.
  3. Flat No. 202, 2nd Floor, Vijaya Ganapathi Nilayam, Ayyappa Nagar, Murali Nagar, Near Masjid Junction, Visakhapatnam, Andhra Pradesh - 530007.

### Independent Auditor's Review Report on Consolidated Unaudited Quarterly and Year to Date Financial Results of the Company Pursuant to the Regulation 33 of the SEBI (Listing Obligations and Disclosure Requirements) Regulations, 2015 (as amended)


To the Board of Directors of Concord Drugs Limited,

1. We have reviewed the accompanying statement of Consolidated unaudited financial results ('the Statement') of Concord Drugs Limited ('the group company') for the quarter ended 30 September 2024, and the year to date results for the period 1 April 2024 to 30 September 2024, being submitted by the Company pursuant to the requirements of the regulation 33 of the SEBI (Listing Obligations and Disclosure Requirements) Regulations, 2015 (as amended), including relevant circulars issued by the SEBI from time to time. Attention is drawn to the fact that the cash flow figures for the corresponding six-month period ended 30 September 2024 have been approved by the Company's Board of Directors, but have not been subjected to audit or review.
2. The statement, which is the responsibility of the Group Company's Management and approved by the Company's Board of Directors, has been prepared in accordance with the recognition and measurement principles laid down in Indian Accounting Standard 34, Interim Financial Reporting ('Ind AS 34'), prescribed under section 133 of the Companies Act, 2013 ('the act'), SEBI circular CIR/CFD/FAC/62/2016, dated 5 July 2016, (hereinafter referred to as 'the SEBI Circular'), and other accounting principles generally accepted in India. Our responsibility is to express a conclusion on the Statement based on our review.
3. We conducted our review of the Statement in accordance with the Standard on Review Engagements (SRE) 2410, Review of Interim Financial Information Performed by the Independent Auditor of the Entity, issued by the Institute of Chartered Accountants of India. A review of interim financial information consists of making inquiries, primarily of persons responsible for financial and accounting matters, and applying analytical and other review procedures. A review is substantially less in scope than an audit conducted in accordance with the Standards on Auditing specified under section 143(10) of the Act, and consequently, does not enable us to obtain assurance that we would become aware of all significant matters that might be identified in an audit. Accordingly, we do not express an audit opinion.




4. The Statement includes the results of the following entities:  
Proton Remedies Private Limited
5. Based on our review conducted as above, nothing has come to our attention that causes us to believe that the accompanying Statement, prepared in accordance with the recognition and measurement principles laid down in Ind AS 34, prescribed under Section 133 of the Act, the SEBI Circular, and other accounting principles generally accepted in India, has not disclosed the information required to be disclosed in accordance with the requirements of Regulation 33 of the SEBI (Listing Obligations and Disclosure Requirements) Regulations, 2015 (as amended), including the manner in which it is to be disclosed, or that it contains any material misstatement.
6. The accompanying Statement includes the unaudited financial results and other financial information, in respect of one subsidiary, whose unaudited financial results include total revenues of Rs 666.35 lakhs, total net profit after tax of Rs.0.48 lakhs, for the half year ended Sep 30, 2024, as considered in the Statement which have been reviewed by their respective independent auditors. The independent auditor's reports on unaudited interim financial results and other financial information of these entity have been furnished to us by the Management and our conclusion on the Statement, in so far as it relates to the amounts and disclosures in respect of these subsidiary is based solely on the report of such auditors and procedures performed by us as stated in paragraph 3 above. Our conclusion on the Statement in respect of matters stated in para above is not modified with respect to our reliance on the work done and the reports of the other auditor.

For Pundarikashyam and Associates  
Chartered Accountants  
FRN: 011330S.

  
B. Surya Prakasa Rao  
(Partner)

MNo: 205125

UDIN: 24205125BKAFDH2290



Place: Hyderabad

Date: 13-11-2024.



# PUNDARIKASHYAM AND ASSOCIATES

## CHARTERED ACCOUNTANTS

# 1-8-435/436, 2nd Floor, Durga Towers, Beside Rasoolpura Metro Station, Begumpet,  
Hyderabad, Telangana - 500016. Cell : 9440464339, Ph : 040-35175033

E-mail : info@pkas.in / infoong@pkas.in

GSTIN : 36AAJFP6218J1ZY

- Branches : 1. Door No. 76-14-243/1A, Vasavi Kalyana Mandapam Road, Sivalayam Centre, Bhavani Puram, Vijayawada - 12.  
2. 7-310, Shop No. 204, Padma Towers, South Bypass Road, Ongole, 523001.  
3. Flat No. 202, 2nd Floor, Vijaya Ganapathi Nilayam, Ayyappa Nagar, Murali Nagar, Near Masjid Junction, Visakhapatnam, Andhra Pradesh - 530007.

### Independent Auditor's Review Report on Standalone Unaudited Quarterly and Year to Date Financial Results of the Company Pursuant to the Regulation 33 of the SEBI (Listing Obligations and Disclosure Requirements) Regulations, 2015 (as amended)

To the Board of Directors of Concord Drugs Limited,

1. We have reviewed the accompanying statement of standalone unaudited financial results ('the Statement') of Concord Drugs Limited ('the company') for the quarter ended 30 September 2024, and the year to date results for the period 1 April 2024 to 30 September 2024, being submitted by the Company pursuant to the requirements of the regulation 33 of the SEBI (Listing Obligations and Disclosure Requirements) Regulations, 2015 (as amended), including relevant circulars issued by the SEBI from time to time. Attention is drawn to the fact that the cash flow figures for the corresponding six-month period ended 30 September 2024 have been approved by the Company's Board of Directors, but have not been subjected to audit or review.
2. The statement, which is the responsibility of the Company's Management and approved by the Company's Board of Directors, has been prepared in accordance with the recognition and measurement principles laid down in Indian Accounting Standard 34, Interim Financial Reporting ('Ind AS 34'), prescribed under section 133 of the Companies Act, 2013 ('the act'), SEBI circular CIR/CFD/FAC/62/2016, dated 5 July 2016, (hereinafter referred to as 'the SEBI Circular'), and other accounting principles generally accepted in India. Our responsibility is to express a conclusion on the Statement based on our review.
3. We conducted our review of the Statement in accordance with the Standard on Review Engagements (SRE)2410, Review of Interim Financial Information Performed by the Independent Auditor of the Entity, issued by the Institute of Chartered Accountants of India.



A review of interim financial information consists of making inquiries, primarily of persons responsible for financial and accounting matters, and applying analytical and other review procedures. A review is substantially less in scope than an audit conducted in accordance with the Standards on Auditing specified under section 143(10) of the Act, and consequently, does not enable us to obtain assurance that we would become aware of all significant matters that might be identified in an audit. Accordingly, we do not express an audit opinion.

4. Based on our review conducted as above, nothing has come to our attention that causes us to believe that the accompanying Statement, prepared in accordance with the recognition and measurement principles laid down in Ind AS 34, prescribed under Section 133 of the Act, the SEBI Circular, and other accounting principles generally accepted in India, has not disclosed the information required to be disclosed in accordance with the requirements of Regulation 33 of the SEBI (Listing Obligations and Disclosure Requirements) Regulations, 2015 (as amended), including the manner in which it is to be disclosed, or that it contains any material misstatement.


**For Pundarikashyam and Associates**  
**Chartered Accountants**  
**FRN: 011330S.**

*B. Surya Prakasa Rao*

**B.Surya Prakasa Rao**  
**(Partner)**

**MNo: 205125**

**UDIN: 24205125BKAEDG6249**



**Place: Hyderabad**

**Date: 13-11-2024.**